

## ***Brass Neutral Bars & Support / Cable Gland / Hinges and other Components***

Standard Brass Neutral Bars are offered in sections of 7mm x 9mm, 8mm x 12mm and 12.7mm x 12.7mm, with wide range application in the Distribution and Panel Boards. These are available in 12 way, 18 way, 24 way 30 way, 36 way, 42 way, ½ meter, 1meter lengths. There are many other sections of Brass Neutral Bars available. We can also offer Brass Neutral Bars, in addition to specific customer requirements of and in specified Brass composition. Insulating Supports, Screw Base or Snap-On-Din 35 rail mount, are also offered for the neutral bars.



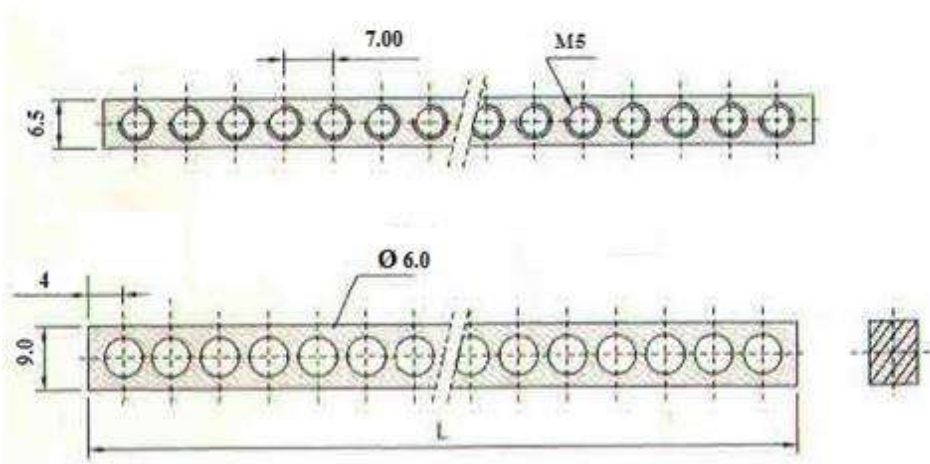
Shrink wrapping of the Neutral Bars ensures fresh product available right up to the assembly line.

### **Brass Neutral Bar 7 x 9 x 1000mm.**

1. Section of bar : 7 x 9mm.
2. L x W x H of Bar : 7 x 9mm X 1000mm
3. Fitting screws : M5.
4. Cable entry hole :  $\varnothing$  5.5mm.

### **Drawing of Neutral Bar 7 x 9 x 1000mm :**

**Brass Neutral Bar 7 x 9 x 1000mm**

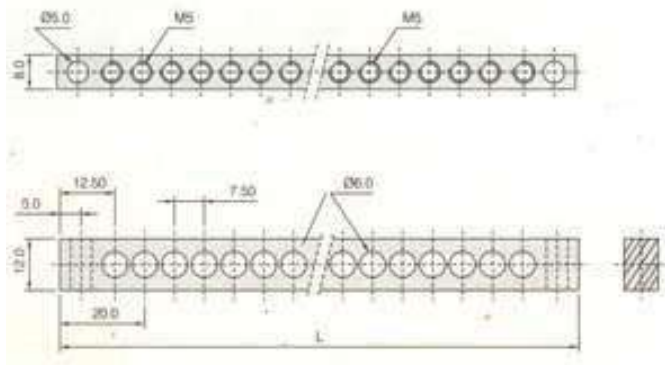


*Brass Neutral Bars & Support / Hinges and other Components*

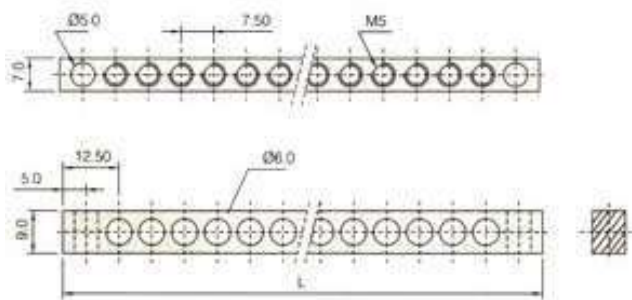


# MAPSON

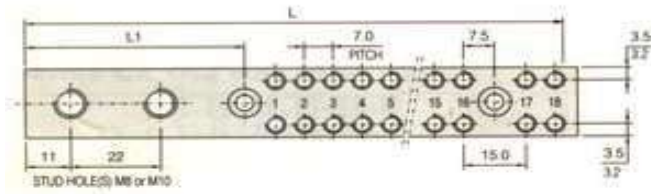
*Drawing of Brass Neutral Bars 8mm X 12mm*



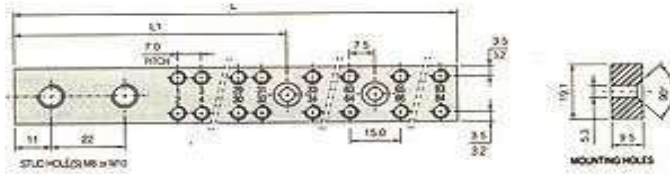
*Drawing of Brass Neutral Bars 7mm X 9mm*



*Drawing of Brass Neutral Bars 6 Way To 96 Way*



*Drawing of Brass Neutral Bars 12 Way To 84 Way*



**MAPSON**

*Brass Neutral Bars & Support*

